

ARPL-0.5W White



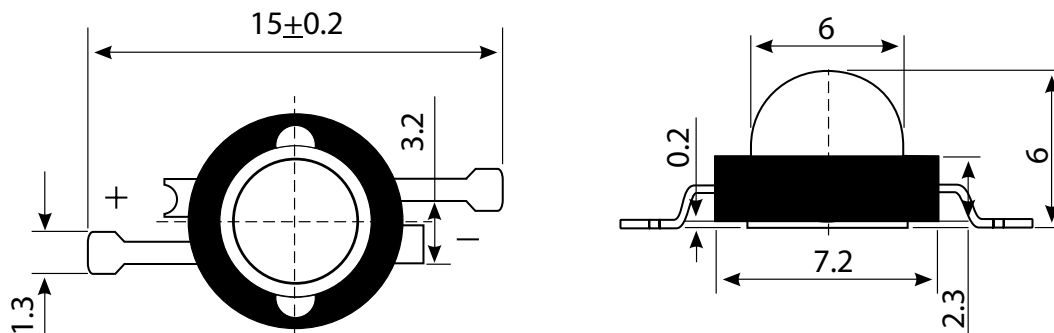
Features

- Long operating life
- Highest flux
- Available in White: 2500K-25000K
- Lambertian radiation pattern
- More energy efficient than incandescent and most halogen lamps
- Low voltage DC operated
- Cool beam, safe to the touch
- Instant light (less than 100ns)
- Fully dimmable
- No UV
- Superior ESD protection
- Eutectic die bonding
- RoHS compliant

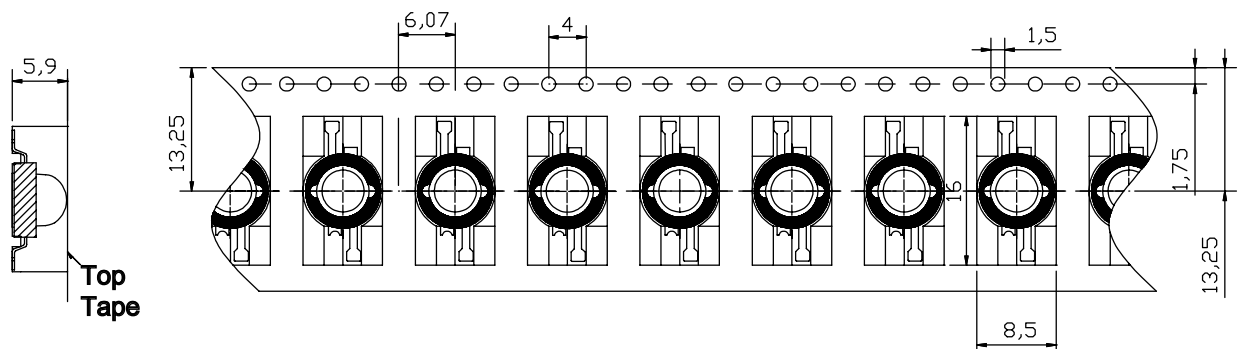
Applications

- Reading lights (car, bus, aircraft)
- LCD Backlights/light Guides
- Fiber optic alternative/ Decorative / Entertainment
- Mini-accent/Up lighters/Down lighters/Orientation
- Indoor/Outdoor commercial and Residential Architectural
- Cove/Under shelf/Task
- Bollards/Security/Garden
- Portable (flashlight, bicycle)
- Edge-lit signs (Exit, point of sale)
- Automotive Exit (Stop-Tail-Turn, CHMSL, Mirror Side Repeat)
- Traffic signaling / Beacons / Rail Crossing and Way-side

Package Dimensions



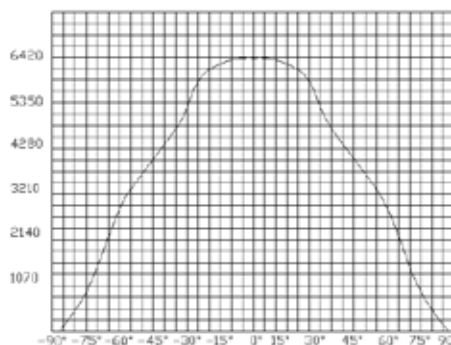
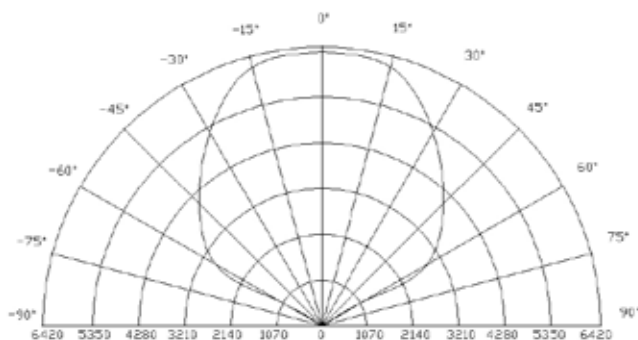
Tape Specifications (Units:mm)



Notes:

1. All dimension units are millimeters.
2. All dimension tolerance is ± 0.2 mm unless otherwise noted.

Radiation Pattern



Typical Electrical / Optical Characteristics at TA=25°C

Item	Symbol	Condition	Min.	Typ.	Max.	Unit
Forward Voltage	VF	IF=150mA	3.0	--	3.8	V
Reverse Current	IR	VR=5v	--	--	50	uA
50% Power Angle	2θ1/2	IF=150mA	110	--	140	deg
Luminous Intensity	φV	IF=150mA	23.5	26.8	--	lm
Recommend Forward Current	IF	--	--	150	--	mA
Chromaticity	Tc	IF=150mA	5000	--	10000	k
Thermal Resistance,Junction to Case	RJP	IF=150mA	--	10	--	°C/W
The sample delivers goods data						
Item	Symbol	Condition	Min.	Avg.	Max.	Unit
Luminous Intensity	φV	IF=150mA	30.6	34.9	--	lm
50% Power Angle	2θ1/2		--	--	--	deg
Forward Voltage	VF		3.2	3.4	--	V
Chromaticity	Tc		6000	6326	7000	k
White Color Region			--			
ChromaticityCoordinates			X=--		Y=--	

Notes:

- 1.Tolerance of measurement of forward voltage±0.1V.
- 2.Tolerance of measurement of peak Wavelength±2.0nm.
- 3.Tolerance of measurement of luminous intensity±15%.

Absolute Maximum Rating

Item	Symbol	Absolute Maximum Rating	Unit
Forward Current	IF	150	mA
Peak Forward Current*	IFP	200	mA
Reverse Voltage	VR	5	V
Power Dissipation	PD	500	mW
Electrostatic discharge	ESD	±2000	V
Operation Temperature	TOPR	-40~+80	°C
Storage Temperature	TSTG	-40~+100	°C
Lead Soldering Temperature*	TSOL	Max. 260°C for 3sec Max.	

*IFP Conditions Pulse Width≤10msec duty≤1/10

* All high power emitter LED products mounted on aluminum metal-core printed circuit board, can be lighted directly, but we do not recommend lighting the high power products for more than 5 seconds without a appropriate heat dissipation equipment. * Re-flow,wave peak and soak-stannum soldering etc.is not suitable for this products. * Suggest to solder it by professional high power LED soldering machine. * Can use invariable-temperature searing-iron with soldering condition:≤260 degree less than 3 seconds.